


UNRAVELING A TRIPLE DISMEMBERMENT HOMICIDE

Jennifer L. Hammers, D.O.



OBJECTIVES

01
Define
dismemberment

02
Present
complexities of
multiple
comingled
dismemberments


03
Recognize
features helpful
for identification

04
Review helpful
processes and
consultations






DISMEMBERMENT

Mask	Conceal	Transport	Prevent
Mask that a death has occurred	Conceal the body after death or for disposal	Transport the body for disposal	Prevent identification



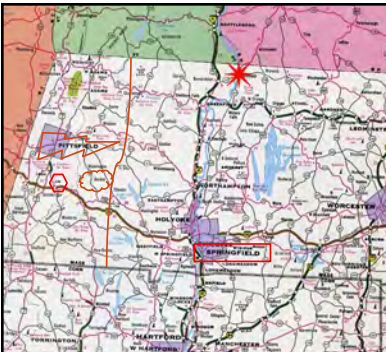
SAM #1





CIRCUMSTANCES

- Richard Chadwell, Edward Prumpton, and David Glaser disappeared in the early morning of 20th from Glaser's apartment
- Tropical storm Irene swept through the North East
- Men were found 10 days after disappearing
- Buried in excavated area on private property in Becket, MA
- Found multiple black plastic bags containing body parts and personal items/clothing



SETTING THE SCENE

Berkshire County

- Pittsfield
- Becket
- Lee
- Springfield


CIRCUMSTANCES

Adam Hall (middle) was a sergeant at arms with the House of Representatives in Lee, MA

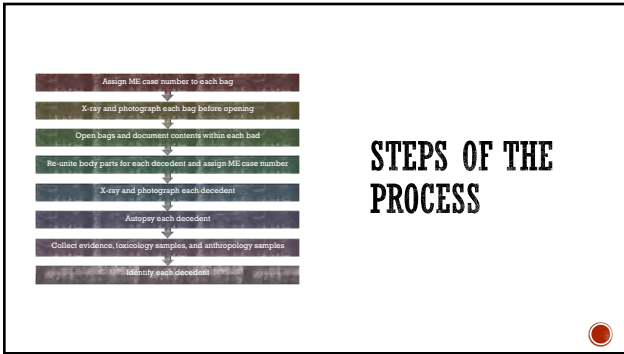
David Chaine (left)

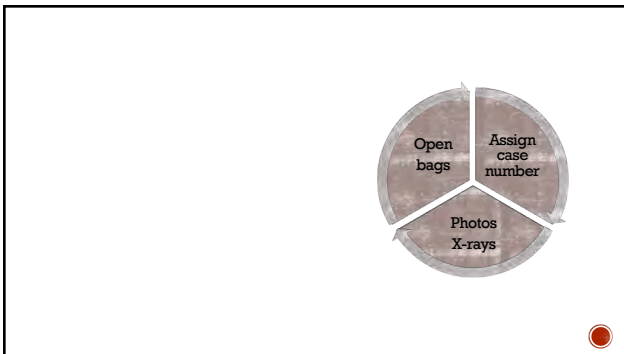
Claus Veivers (right)

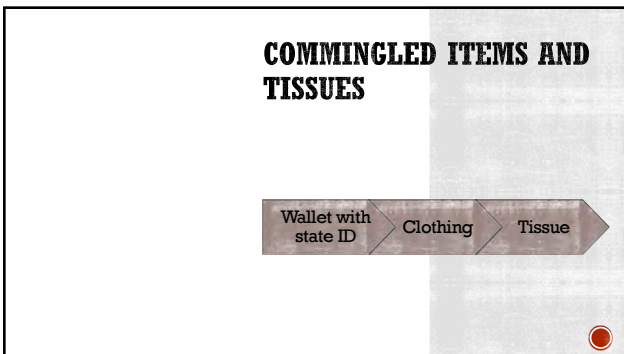
Glaser was to testify against Adam Hall in September



SAM #2







COMMINGLED ITEMS

Foliage Disposable razor Baby diaper

CLOTHING DOCUMENTATION



CLOTHING MATCHED TO EACH DECEDENT

- Clothing size
- Defects in clothing and injuries to body
 - Incised / Stab wounds
 - Gunshot wounds

**GUNSHOT WOUND DEFECTS
IN CLOTHING**



Three heads in one bag

Two torsos had pelvis
removed

Two torsos had a vertical
incision into the abdomen

Limbs commingled

**UNCLOTHED
DISMEMBERED
BODY PARTS**



Decomposing

Wet

Dirty

Injured

**FEATURES OF
DISMEMBERED
BODY PARTS**



DOCUMENT CONTENTS


**COMMINGLED BODY
PARTS AND TORSOS**

**BODY PARTS UNITED
AND AUTOPSIED**

- Margins of soft tissue
- Margins of bone
- Neck margin
 - Epiglottis
 - Hyoid bone


INJURIES

Stab wounds and incised wound on back



GUNSHOT WOUNDS

- Non-lethal location of many gunshot wounds
- One on back of arms



ANTE, PERI, POST MORTEM INJURIES?



**ANTE, PERI, POST
MORTEM INJURIES?**

IDENTIFYING ITEMS



IDENTIFICATION PHOTOGRAPHS

As Received

Cleaned and Dried

D.G. SUMMARY

- 2 Gunshot wounds of head
- Gunshot wound of neck
- 3 Stab wounds of back
- Incised wound of back
- Blunt force trauma of left brow and face
- Discrete subscalpular hemorrhages
- Decapitation and dismemberment
- White male
- Osteochondroma of right distal fibula
- Diabetes mellitus history
- History of hypertension
- Schizoaffective disorder history
- Gallbladder not identified
- Heroin metabolite and cocaine metabolite present in tox

HOMICIDAL VIOLENCE INCLUDING GUNSHOT WOUNDS OF HEAD AND NECK



E.F. SUMMARY

- Gunshot wound of cheek
- Stab wound of neck
- Gunshot wound of shoulder
- Gunshot wounds of arms
- Stab wounds and incised wound of jaw, cheek, chin
- Incised wounds of lateral torso, back, left thigh, left arm
- Vertical incised wound of abdomen
- Decapitation and dismemberment
- White male
- Diabetes mellitus history
- Prostate cancer history
- Prostate not identified
- Metal fixation of ankles
- Gallbladder not identified
- Cocaine metabolite present in tox

HOMICIDAL VIOLENCE INCLUDING GUNSHOT WOUNDS OF TORSO AND EXTREMITIES

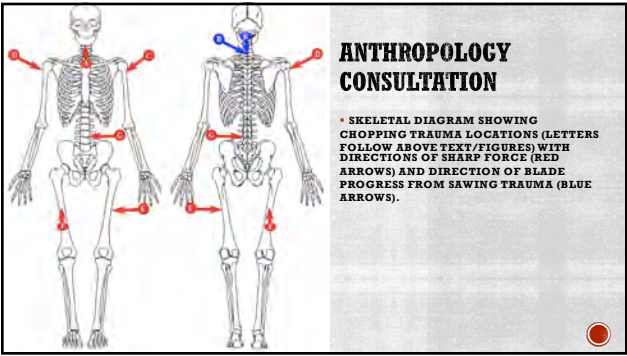


R.C. SUMMARY

- Gunshot wound of right face
- 2 Gunshot wounds of chest
- 2 Stab wounds of neck
- Incised wounds of torso and arm
- Blunt force trauma of chin and mandible
- Rib fractures, a/p/pv
- Vertical incised wound of abdomen
- Decapitation and dismemberment
- Black male
- Clubbing of fingers and toes
- Cocaine metabolite present in tox

HOMICIDAL VIOLENCE INCLUDING GUNSHOT WOUNDS OF HEAD AND TORSO





ANTHROPOLOGY CONSULTATION

Table 1. Summary of postmortem trauma

Figure (A-E)	Location	Trauma	Instrument/Class	Blade Characteristics	Sharp Force Trauma	Fracture	Fracture Produced	From	To	Other	Recovery Class
		Chopping	Heavy blade	Single, non-serrated	A: 1 chop mark. Not a cut, not a stab, not a slash. B: 1 chop mark. Not a cut, not a stab, not a slash. C: 1 chop mark. Not a cut, not a stab, not a slash. D: 1 chop mark. Not a cut, not a stab, not a slash. E: 1 chop mark. Not a cut, not a stab, not a slash.	None	Fracture produced by sharp force trauma. Fracture produced by sharp force trauma. Fracture produced by sharp force trauma. Fracture produced by sharp force trauma. Fracture produced by sharp force trauma.	From	To	Other	Recovery Class
B-1-2	Chest 1-2	Stabbing	Thin blade	Single, non-serrated	1 stab mark. Not a cut, not a slash. 2 stab marks. Not a cut, not a slash. 3 stab marks. Not a cut, not a slash. 4 stab marks. Not a cut, not a slash. 5 stab marks. Not a cut, not a slash.	None	Fracture produced by sharp force trauma. Fracture produced by sharp force trauma. Fracture produced by sharp force trauma. Fracture produced by sharp force trauma. Fracture produced by sharp force trauma.	From	To	Other	Recovery Class
C-1-2	Upper Arm	Chopping	Heavy blade	Single, non-serrated	1 chop mark. Not a cut, not a slash. 2 chop marks. Not a cut, not a slash. 3 chop marks. Not a cut, not a slash. 4 chop marks. Not a cut, not a slash. 5 chop marks. Not a cut, not a slash.	Fracture produced by sharp force trauma. Fracture produced by sharp force trauma. Fracture produced by sharp force trauma. Fracture produced by sharp force trauma. Fracture produced by sharp force trauma.	Fracture produced by sharp force trauma. Fracture produced by sharp force trauma. Fracture produced by sharp force trauma. Fracture produced by sharp force trauma. Fracture produced by sharp force trauma.	From	To	Other	Recovery Class
D-1-2	Lower Arm	Chopping	Heavy blade	Single, non-serrated	1 chop mark. Not a cut, not a slash. 2 chop marks. Not a cut, not a slash. 3 chop marks. Not a cut, not a slash. 4 chop marks. Not a cut, not a slash. 5 chop marks. Not a cut, not a slash.	Fracture produced by sharp force trauma. Fracture produced by sharp force trauma. Fracture produced by sharp force trauma. Fracture produced by sharp force trauma. Fracture produced by sharp force trauma.	Fracture produced by sharp force trauma. Fracture produced by sharp force trauma. Fracture produced by sharp force trauma. Fracture produced by sharp force trauma. Fracture produced by sharp force trauma.	From	To	Other	Recovery Class
E-1-2	Lower Arm	Chopping	Heavy blade	Single, non-serrated	1 chop mark. Not a cut, not a slash. 2 chop marks. Not a cut, not a slash. 3 chop marks. Not a cut, not a slash. 4 chop marks. Not a cut, not a slash. 5 chop marks. Not a cut, not a slash.	Fracture produced by sharp force trauma. Fracture produced by sharp force trauma. Fracture produced by sharp force trauma. Fracture produced by sharp force trauma. Fracture produced by sharp force trauma.	Fracture produced by sharp force trauma. Fracture produced by sharp force trauma. Fracture produced by sharp force trauma. Fracture produced by sharp force trauma. Fracture produced by sharp force trauma.	From	To	Other	Recovery Class
F-1-2	Lower Arm	Chopping	Heavy blade	Single, non-serrated	1 chop mark. Not a cut, not a slash. 2 chop marks. Not a cut, not a slash. 3 chop marks. Not a cut, not a slash. 4 chop marks. Not a cut, not a slash. 5 chop marks. Not a cut, not a slash.	Fracture produced by sharp force trauma. Fracture produced by sharp force trauma. Fracture produced by sharp force trauma. Fracture produced by sharp force trauma. Fracture produced by sharp force trauma.	Fracture produced by sharp force trauma. Fracture produced by sharp force trauma. Fracture produced by sharp force trauma. Fracture produced by sharp force trauma. Fracture produced by sharp force trauma.	From	To	Other	Recovery Class
G-1-2	Lower Arm	Chopping	Heavy blade	Single, non-serrated	1 chop mark. Not a cut, not a slash. 2 chop marks. Not a cut, not a slash. 3 chop marks. Not a cut, not a slash. 4 chop marks. Not a cut, not a slash. 5 chop marks. Not a cut, not a slash.	Fracture produced by sharp force trauma. Fracture produced by sharp force trauma. Fracture produced by sharp force trauma. Fracture produced by sharp force trauma. Fracture produced by sharp force trauma.	Fracture produced by sharp force trauma. Fracture produced by sharp force trauma. Fracture produced by sharp force trauma. Fracture produced by sharp force trauma. Fracture produced by sharp force trauma.	From	To	Other	Recovery Class

KNIVES RECOVERED



END RESULT

2 1/2 days of autopsy

Months of detailed review and consultation


Extensive investigation

Three Japanese men: 2014 (January-May, September)
- James C. Jeffrey, brother
- David C. Jeffrey, brother
- David C. Jeffrey, brother
- David C. Jeffrey, brother
- David C. Jeffrey, brother

All three defendants convicted and serving consecutive life sentences without possibility of parole.

WHAT I LEARNED

Organization	Organization is the key to success
Ask	Ask for informal and formal consultation from others
Document	Carefully document and describe every injury
Recognize	Recognize limitations of interpretation
Look	Always look beneath the surface
Collect	Always examine and collect the margins



AFTER THE VERDICTS WERE READ, VEJOVIS YELLED AT MEMBERS OF THE JURY AS THEY WERE LED FROM THE COURTROOM.

"I'LL SEE YOU ALL IN HELL, REMEMBER THAT. EVERY F---ING ONE OF YOU I'LL SEE YOU ALL IN HELL."
